

THE OFFICIAL PUBLICATION OF THE VIRGINIA BOWHUNTERS ASSOCIATION

FLIGHT NO. 3

SUMMER 1995

VOLUME 38

**The
'95
Tournament
Season
Comes
To A Close**



1995 VBA State 3-D Champs



1995 VBA State Closed Champs

*Complete
listing of
tournament
participants
on
pages 6-9.*

V.B.A. OFFICERS

John McLaughlin, President

119 Polk Drive
Manassas, Va. 22110
703-368-7308 (home)
703-998-4710 (work)
jmclaugh@ix.netcom.com (e-mail)

Dave Proctor, Executive Vice President and Flight Editor

3730 Singers Glen Road
Harrisonburg, Va. 22801
540-867-0231 (home)
540-828-4663 (work)
540-828-4862 (fax)

Mark W. Lohr, Field Vice President

304 Jesse Lane
Strasburg, Va. 22657
540-465-4065 (home)

Clinton Western, NFAA Director

110 Dogwood Lane
Vinton, Va. 24179
540-890-3072 (home)

Ann R. Boyd, Corresponding Secretary

154 Wilkins Drive
Winchester, Va. 22602
540-722-9536 (VBA)
540-667-1320 (home)

Crystal Holmes, Recording Secretary

P.O. Box 415
Crimora, Va. 24431
540-943-7990 (home)

Robert M. Pecora, Treasurer

11211 Hume Road
Hume, Va. 22639
540-364-2158

Paul Vogel, Field Governor

7110 Wilburdale Drive
Annandale, Va. 22003
703-941-0073

Robert Seltzer, Hunting Vice President

7588 Woodstown Drive
Springfield, Va. 22153
703-644-9708 (home)

Wayne DeShazo, Conservation/ Legislative Affairs Vice President

10111 Shawnee Lane
Spotsylvania, Va. 22553
540-786-9448 (home)

John Stockman, NBEF Director

1301 North Utah St.
Arlington, Va. 22201
703-524-3389 (home)
703-418-6888 (work)

FLIGHT NO. 3

VOL. 38

Published Quarterly
Dave Proctor, Editor
3730 Singers Glen Road
Harrisonburg, Va. 22801
Bulk Rate Postage
Paid at Bridgewater, Va.

Flight Deadline

The deadline for the Fall issue of FLIGHT will be *December 1, 1995*. Submit your articles of interest to the editor prior to that date. I encourage readers to send in letters to the editor. Remember, this is *your* newsletter!

From the President

This is the first chance for many of you to see my name as President of the VBA. I have a simple approach to being President. I work for each one of you in the VBA and NOT the other way around. I want to hear ideas on what's going right, and more importantly, what I can do better. To the left of this column are two phone numbers, a mailing address, and an e-mail address for me. Please use them. You're the boss!

The VBA State Closed Championship, co-hosted by Buggs Island Archers and the VBA was held over Labor Day weekend. The VBA officers, including myself, and 119 shooters had a great shoot. We had two days of great weather, solid archery fun, and plenty of friends. Most of the VBA did not attend this shoot, and I missed each of you. If you have a chance next year, get down to Buggs for the Open and Sherwood for the Closed. Good scores are optional, but good times are mandatory!

A successful tournament is the result of hard work. Ann Boyd, Rob Pecora, Mark Lohr, Paul Vogel, Crystal Holmes, Wayne DeShazo, and Clinton and Nancy Lee Western all put in long hours to make the Closed a success. A special thanks goes out to Jerry and Shirley Jordan from the Buggs Island Archers. Their immense effort made our jobs eas-

ier and caused the tournament to run more smoothly. Besides all the tournament work, Jerry and Shirley scheduled a great grilled chicken dinner and a bluegrass band Saturday night.

Now if we could just learn to sing . . .

I have appointed two outstanding archers to important committees within the VBA. Dave Burpee, from Belvoir Bowhunters, is the Bowhunting Committee chairman. John Van Lew, from Sherwood Archers, serves as the Tournament and Field Archery Committee chairman. Both John and Dave are committed to improving archery in Virginia and keeping up a hard search for new ideas. Please say hello to them and give them your support.

The Virginia bow season opens on October 7. Practice often, keep the shots short, the broadheads sharp, and use those safety belts. When (not if!) you bring home a deer, let us know. The Bill Bennett awards are a nice way to let the VBA help celebrate your success. If you believe that anything worth celebrating is worth celebrating in a group, join us in March for the VBA's Bowhunter Banquet. Mr. Burpee can give you the details. We had a blast last year and hope to see you at the banquet in March.

See you in the woods . . . ↗

—John McLaughlin

"ramblin' 'round"

From the Hunting Vice President

Another successful, bear hunt behind us, my hunting partner (Ralph, he DID eat all the doughnuts meant for bait!) and I are now getting ready for the rapidly approaching deer season. How big were our bears, you ask? Well, we really didn't get a bear. Neither one of us connected. In fact, we didn't even shoot. How can I call it a successful hunt then? Because we both agreed we enjoyed it more than any of our previous six or seven bear hunts, and we certainly enjoyed them. It was a successful hunt because we both saw bear and passed up shots on smaller bear or shots that were less than optimal. We saw moose, deer, bald eagles, coyote, mink, weasels and many other critters. We did "harvest" nine mice in

our cabin during the week and if we'd had more traps, could have taken more, I'm sure. We also managed to get in a little fishing during the trip. What's the point of all this? Just my way of saying I've come to realize that the success and enjoyment of the hunt is not dependent upon the taking of game. In fact, to have harvested a small bear or make a bad shot would have easily detracted from the overall success. Maybe it has something to do with getting older, in which case Ralph should have really enjoyed it. On to other things!

I have received only two applications for the VBA Largest Carp Award and one for Largest Gar. The application deadline is October 31, so if you were

(Continued on page 3)

From the NFAA Director

Mid-Atlantic Annual Meeting

I attended the Mid-Atlantic Annual Meeting in Watkins Glen, New York, on June 17, 1995. The meeting was called to order by Councilman Mike LePera at 8:00 p.m.

All seven Mid-Atlantic States were represented. Also present was Ron West, the Mid-Atlantic Pro Representative. No agenda items were presented for consideration.

The first item discussed was the 1996 Mid-Atlantic Indoor. Motions were made for one 300 round and two 300 rounds. Having no direction from our membership, I voted for one, but two rounds prevailed.

Bids for the Indoor were received from clubs in New York, New Jersey and Maryland. The tournament will be held at two locations: Tuscarora Archers, Frederick, Maryland and Wo-Pe-Na Archers, Clifton, New Jersey. Dates are **March 2 and 3, 1996**. Shooting may start on Friday, March 1 if the host club so desires. Registration is \$25 and the cut-off date is February 15. After that date, an additional late registration fee of \$10 will apply.

Bids for the Mid-Atlantic Outdoor were received from three clubs, one of which was in Canada. The tournaments will be hosted by two clubs - Garden State Archers and Black Knight Bowbenders, located about seven miles apart. They are near New Egypt, New Jersey and Jackson, New Jersey. Dates are **June 22 and 23, 1996**.

Without direction from our club directors, I voted for 28 Field the first

day and 14 Hunter and 14 Animal the second day. This failed. Archers will shoot 28 Field and 14 Animals the first day, and 28 Hunter the second day. The 28 Field and 14 Animals will be shot straight through with no break. Registration fee is \$25 and the cut-off date is June 1. After that date, a late fee of an additional \$10 will apply. Participants will pick up their score cards at 7:00 a.m., assembly will be at 7:30 a.m., and shooting is to commence at 8:00 a.m.

The next Mid-Atlantic meeting is tentatively scheduled for 8:00 p.m. on Friday, June 21 before the start of the 1996 Mid-Atlantic Outdoor.

The new Mid-Atlantic Pro Representative is Ron West, 190 54th Street, SE, Washington, DC 20019. Ron's home phone number is 202-584-8015, and his mobile phone is 202-520-1744. When we have a State tournament and pros shoot, information on pro points is to be sent to Ron.

There were 255 shooters registered at Watkins Glen for the 1995 Mids. I was advised that there were 469 registered for the NFAA 3-D held in Parkersburg, West Virginia. Marvin Waymack, Great Lakes Councilman, was appointed and served as Tournament Director in Parkersburg. Since the tournament was held in the Mid-Atlantic Section, Mike LePera, Councilman, should have been appointed to this position. He is going to lodge a formal protest with the NFAA President, the other Council-

men, and all Directors.

The meeting adjourned at 9:15 p.m.

.

Pam Shilling resigned as Executive Secretary of NFAA effective September 7, 1995. The position has been advertised with a proposed starting salary of \$25,000.

On August 30, President Crowell held a conference call with the Councilmen. I received a copy of notes of this meeting from Councilman Mike LePera, and what I assume are the official minutes of the same conference call from President Crowell.

It was significant, in my opinion, to note that Executive Secretary Pam Shilling was not included in the conference call, since she was still an employee and could have been called on for her opinion in the matters under discussion.

Pam has volunteered to help run NFAA National Tournaments and as a result of this, a motion was made and passed to have her assist with the NFAA Indoor and IFAA Indoor Tournaments being held in March 1996. I understand she will receive expenses.

A motion was made to have her assist with the NFAA Outdoor also, but the motion failed, with President Crowell casting the tie-breaking vote. (Registration is not one of the required duties of the Executive Secretary.)

President Crowell proposed the establishment of an NFAA shooters school via a detailed letter. Councilman LePera voted against the school because he felt there were too many unanswered questions, and also because he felt the Directors should have voted on this matter. Some of the unanswered questions were: who and how many instructors; what should be their qualifications; what and how will the subjects be taught; how far might an instructor be asked to travel; what are expense limits, etc. ↗

— Clinton Western

"ramblin'"

(Continued from page 2)

successful at bowfishing this year and harvested either or both, then get those applications in. Can't understand why no one wants to apply, there's no charge and I know a lot of folks are out there bowfishing.

Are you ready for deer season to open? Seems almost any day now. In fact, by the time you read this, we will probably be hunting. Last year was a lean one for me, so I'm hoping for a radical change of luck this year. Actually, I think I really just need to spend more time in the woods. I didn't hunt much last year, and from my experience it is

tough to find deer if you're not in the woods. Those of you who are fortunate enough to harvest a deer this season need to remember to send in your Bill Bennett applications. They must be sent to Ann Boyd no later than 90 days after the harvest of the animal. I still have awards for folks from last season that have not been collected. Make sure you have your club representative contact me if you have not received your Bennett Award from last year.

Good Luck and Good Hunting. ↗

— Bob Seltzer

From the Editor

Well, the outdoor tournament season is winding down and many of the VBA members are putting on their camos, grabbing a treestand and heading for the woods. Personally, I'm looking forward to spending some time in the woods trying to put my tag on a trophy whitetail.

Hopefully, many of you will be successful in taking game this season. I encourage you to send me photos for publication in the *Flight*. While we're talking about photos, I would like to share some tips with you on how to take a good success picture of you and your game. The information on successful photo taking is furnished with permission from Hoyt USA. These are the same techniques Hoyt staff shooters use when they head into the woods.

. . .

The Secrets of Bowhunter-Success Photographs from



The best quality bowhunter-success photographs exhibit four essential ingredients:

- A. the ANIMAL
- B. the BOWHUNTER
- C. the ARCHERY EQUIPMENT used
- D. the NATURAL SETTING

Each of these ingredients is vitally important. Each is completely necessary. None can be slighted, overlooked or left out. The secret to taking top quality bowhunter-success photographs is to carefully and precisely blend these four key ingredients into each and every success photograph.

A. Presenting the Animal

The animal must be the ultimate center of interest in the photo. It is, after all, the animal that has made the moment so very special. Without the animal, the very reason for the photo ceases to exist. Basically, everything that you do in posing all four essential ingredients in the photo should be an

attempt to make the animal the respected center of interest. The hunter, the archery equipment used and even the natural setting are all of secondary importance to the animal.

To achieve this effect, certain guidelines can be followed.

1) Place the animal so that it is in the approximate center of the photo.

2) Position the hunter so that he or she does not steal the show. In most cases the hunter should be posed behind the animal. Special care should be taken to position the hunter "on a level" close to the animal's own. This means not posing the hunter standing upright over a stretched out buck. In that case, the towering hunter, and not the animal, probably will become the photograph's center of interest. Rather, the hunter should be posed kneeling, squatting or sitting behind the animal. This projects the animal to the forefront making it the chief, and proper, center of interest.

3) The camera should be placed on the same level as the animal. Consider the situation of a six-foot tall photographer standing upright, but photographing a hunter with an animal posed quite naturally on the ground. In this case, the camera will be shooting down on the scene, presenting an unflattering view of both the animal and the hunter. Photographing down on a trophy has the undesirable effect of making the animal appear less significant and smaller than it actually may be.

An excellent rule to follow is to place the camera on approximately the same level as the animal's eyes. Such an eye level presentation tends to show the trophy in its most respectful and flattering manner. To do this, the camera can be placed on a low tripod (more on self time/tripod shots later) or with a photographer who is kneeling, crouching or maybe even lying on his or her stomach to take the shot.

4) In addition to making the animal the flattering center of interest in the photograph, the animal must also be presented in a pleasing manner. Blood, gaping wounds and hanging tongues are offensive and totally destroy an otherwise top quality hunter success photo. In setting up the photograph,

take little extra time to clean up the trophy. Wash away all blood. Either tuck the loose tongue back into the mouth, or simply cut it off and discard. Even bloody arrows should be cleaned or removed from the photograph. You'll have a tough time finding much, if any, blood on any of the hunter-success photos in Hoyt's catalog or advertising. We all know it was there, but careful cleaning or covering up does the trick.

5) Extreme care must also be taken to pose the animal in a respectful and natural manner. Any special hunting trophy was first a very special animal and should be treated as such. Position the animal so that its best features are highlighted and so that its body positions, and particularly its head, are quite naturally displayed.

6) When taking the photograph, focus on the animal's eyes. It was those eyes that gave him life and will continue to give him interest in your photograph. Eyes, however, can be a problem. Quite soon after the animal dies, the eyes will begin to dry and glaze over. Glazed eyes make for a very unnatural photograph. Fortunately, the solution is simple. Using the tip of your finger, gently apply a dab of your own spit directly to the dried eyes. This will restore the wet, lifelike look.

B. Presenting the Hunter

As has already been stressed, the hunter must be of secondary importance in the photograph. Nothing in the hunter's pose, posture, gaze or attitude should detract from the animal.

The hunter should be posed in hunting clothing. Striped golf shirts and dress slacks are definitely out. Camo, wool or whatever you wear when seriously hunting is in. Often the hunter will need to clean or straighten up before the photo is taken. Knock off some of the mud, tuck in the shirt, tip the hat back. Hunter-success photos are more acceptable without face paint. If possible, remove face paint for your photos.

It should also be noted that for top quality hunter-success photos, the hunter does not always have to look directly at the camera. Gazing at the animal is often as pleasing as at the camera.

Hunter-Success Photos

(Continued from page 4)

C. Presenting the Archery Equipment Used

Bowhunters everywhere are naturally interested in identifying the type of equipment used by successful bowhunters. The bow should be shown clearly, but is best shown almost casually or incidentally in the photograph. It may be held by the hunter or artfully placed on or against the animal - provided it does not detract from the animal.

D. Presenting the Natural Setting

The natural setting is the key ingredient that ties all of the other ingredients together. The setting can, and usually does, make or break most hunter-success photographs. The only acceptable setting is a completely natural one.

In practically all cases, the best hunter-success photographs are taken at or very near the actual kill site. Sometimes, if necessary and possible, the trophy can be moved to more favorable site. Almost anything works as long as it is completely natural. Hunter-success photos should never be taken in garages, on driveways, in pickup truck beds, or on front lawns. Even in natural settings, extreme care must be taken to ensure that telephone poles, power lines, buildings, vehicles, onlookers, fences, roads, or anything else man-made does not appear, even distantly, in the photograph.

Suggestions on Cameras and Film

Get in the habit of carrying a camera at all times while hunting. Cameras left at home cannot take photos. A small belt pack, fanny pack or daypack can easily pack a camera and a few rolls of film.

Today's cameras are genuine wonders. You can spend hundreds of dollars or stay well within a strict budget and still obtain excellent photographic results. 35mm cameras are definitely the way to go. 110 Instamatics are not acceptable.

The fastest growing camera trend today is toward the auto-focus, auto-advance, auto-load, auto-everything cameras. Such point and shoot cameras are rapidly proving their dependability to hunters. They leave little to chance and typically produce excellent quality photographs. Down that big trophy, carefully arrange the four essential

ingredients and then let the camera do the rest. Point and shoot.

Cameras and the Solo Hunter

Bowhunters often hunt alone. But hunting alone does not have to handicap the individual who desires to take immediate hunter-success photographs. The task can be conveniently accomplished with a tripod and self-timer. The tripod holds the camera in place for the shot, and the self-timer actually takes the photo on an automatic time delayed basis after the hunter presets the camera and then walks over to the trophy to get in the shot.

Relax and Smile!

Hunter-success photographs are used to show that you are happy. A smile, your particular smile, does that better than almost anything else. Look pleased. Look happy. Relax and thoroughly enjoy the moment. Everyone has a different smile. Some smiles show lots of teeth. Others don't. Shoot a trophy and smile your smile.

. . .

I hope these suggestions enable you to take better photos of your trophies this fall. Please remember to send me a picture so we can all enjoy your success. Good luck and safe hunting! ↗



VBA RAFFLE REPORT

Total Receipts	\$1795.00
Prize Expense	650.00
Net Proceeds	<u>\$1145.00</u>

PRIZE WINNERS

First Prize
Dave Burpee


Second Prize
Ken Bowyer

Third Prize
Bobby Utt

Fourth Prize
Betty Gordon

Fifth Prize
Caleb Patterson

I wish to thank everyone who participated in the raffle. With your help, it was a big success!
Thank You & Good Shooting!




Dutch Celebrates 90th Birthday

To My Friends All Over:
May I wish you well this day!
August 23, 1995 -
90th Birthday.

My new address is:
Horace A. (Dutch) Shultz
Cascade Plaza Suite 202
7950 Willows Road, NE
Redmond, WA 98052-3896

Phone: 206-861-7274



Report from the Bowhunting Committee

VBA to Host Second Annual Awards Banquet

The VBA has announced that its second annual Awards Banquet will be held Saturday, March 30, 1996 at the Mount Vernon Best Western Motel in Charlottesville.

More than 60 persons attended the first banquet last year and the event in March promises to be even more successful.

"The banquet is an outstanding evening that brings VBA members and their spouses together in a social setting to enjoy themselves and to honor members who have been fortunate enough to win awards," said Bob Seltzer, VBA Hunting Vice President.

Awards are presented to the VBA members who harvest the largest buck by weight and the largest doe by weight. A request to be considered for the award should be sent to Bob Seltzer. A copy of the game tag that provides details of the harvest and the weight should accompany the request.

Also presented is an award to the person who harvests the largest rack as measured by the Virginia system, which allows the rack to be measured while still green. Requests to be considered for the largest rack award should be sent to Bob and must be accompanied by the score sheet, which can be completed by anyone certified to score the rack (most taxidermists and game wardens).

(Continued on page 7)



1995 VBA State Closed Hosts

CLASS	PLACE	NAME	TOTAL SCORE	DIVISION	SEX	STYLE
AA	SC	C. D. Miller	1103	Adult	Male	FS
AA	2nd	Bill Hamlin, Jr. (86x)	1090	Adult	Male	FS
AA	3rd	Danny Minnick (83x)	1090	Adult	Male	FS
AA		Bobby Norris	1088	Adult	Male	FS
AA		Eddie Rogers	1087	Adult	Male	FS
AA		Doug Hale	1078	Adult	Male	FS
AA		Robert Kenley	1077	Adult	Male	FS
AA		William Harman	1076	Adult	Male	FS
AA		Mark Lohr	1069	Adult	Male	FS
AA		Steve Lowe	1069	Adult	Male	FS
AA		Freddy Bailey	1058	Adult	Male	FS
AA		Richard Bell	1057	Adult	Male	FS
AA		Don Davis	1057	Adult	Male	FS
AA		Bill Hamlin	1052	Adult	Male	FS
AA		Gregory Slater	1050	Adult	Male	FS
AA		Jim Overfelt	520	Adult	Male	FS
A	1st	Stanley Nichols (63x)	1065	Adult	Male	FS
A	2nd	Bill Shumate (56x)	1065	Adult	Male	FS
A	3rd	Jason McGrady	1062	Adult	Male	FS
A		Ronnie Dove	1061	Adult	Male	FS
A		Joseph Seagle	1057	Adult	Male	FS
A		Danny Trent	1052	Adult	Male	FS
A		Barry Wolfe	1039	Adult	Male	FS
A		Quinter Cook	1036	Adult	Male	FS
A		Bruce Haynes	1031	Adult	Male	FS
A		Douglas Helsey	1029	Adult	Male	FS
A		Paul Kussman	1025	Adult	Male	FS
A		John Stewart	1025	Adult	Male	FS
A		Robert Pecora	490	Adult	Male	FS
B	1st	Keith Trent	1016	Adult	Male	FS
B	2nd	Benjamin Rinehart	999	Adult	Male	FS
C	1st	Charles Smith	900	Adult	Male	FS
C		David Curtis	492	Adult	Male	FS
AA	SC	Steven Walker	→ 1019	Adult	Male	BHFS-L
AA	2nd	Michael Smith	1004	Adult	Male	BHFS-L
A	1st	Robert Baublitz	1003	Adult	Male	BHFS-L
A	2nd	Christopher Williamson	976	Adult	Male	BHFS-L
A	3rd	William Helsel	942	Adult	Male	BHFS-L
A		Jerry L. Jordan	932	Adult	Male	BHFS-L
A		Robert Mitchell	893	Adult	Male	BHFS-L
A		Douglas Jacobs	0	Adult	Male	BHFS-L
B	1st	Jamie Vargo	673	Adult	Male	BHFS-L
B		Matt Rose	704	Adult	Male	BHFS-L
AA	SC	Robin Vogel	1031	Adult	Female	BHFS
AA	2nd	Auvray Shumate	988	Adult	Female	BHFS
AA	3rd	Glenda Willard		Adult	Female	BHFS
AA	SC	Giles Gilley	1017	Adult	Male	FS-L
B	1st	Joseph Britt	989	Adult	Male	FS-L
		Haywood Nichols	1033	Adult	Male	FS-L
		Howard Lowman	0	Adult	Male	FS-L
AA	SC	Phillip Cantrell	1001	Adult	Male	BB
AA	2nd	William Keen	995	Adult	Male	BB
AA	3rd	Rodrick Jones	976	Adult	Male	BB

by Buggs Island Archers

CLASS	PLACE	NAME	TOTAL SCORE	DIVISION	SEX	STYLE
AA	SC	John Mason	965	Adult	Male	BH
AA	2nd	John Boyd	964	Adult	Male	BH
AA	3rd	Howard Faris	951	Adult	Male	BH
AA		Carroll Willard	918	Adult	Male	BH
AA		Robert Craft	908	Adult	Male	BH
AA		Earl Anderson	878	Adult	Male	BH
AA		Joseph McManus	856	Adult	Male	BH
A	1st	Terry Lambert	816	Adult	Male	BH
AA	SC	Irene Stocksdales	960	Adult	Female	BHFS-L
AA	2nd	Sarah Newmeyer	814	Adult	Female	BHFS-L
AA		Janice Rucker	0	Adult	Female	BHFS-L
A	1st	Roberta Jones	916	Adult	Female	BHFS-L
AA	SC	Cay McManus	997	Adult	Female	BB
AA	SC	Joe Herbert	1102	Senior	Male	FS
AA	2nd	Thomas Ott	1083	Senior	Male	FS
AA	3rd	James Lowe	1060	Senior	Male	FS
AA	SC	Haynes W. Davis	877	Senior	Male	BB
A	SC	Billy Reynolds	981	Senior	Male	BHFS
A	SC	Richard Merkel	954	Senior	Male	BHFS-L
AA	SC	Darryl Diehl	1084	Adult	Male	BHFS
AA	2nd	Martin Stonesifer	1083	Adult	Male	BHFS
AA	3rd	David Heishman	1071	Adult	Male	BHFS
AA		Whitney Wagner	1069	Adult	Male	BHFS
AA		Billy Burkholder	1068	Adult	Male	BHFS
AA		Paul Vogel	1052	Adult	Male	BHFS
AA		Mike Shupe	1052	Adult	Male	BHFS
AA		Clarence Bibbee	1048	Adult	Male	BHFS
AA		David Chandler	1046	Adult	Male	BHFS
AA		Michael Stonesifer	1046	Adult	Male	BHFS
AA		Jerry Boyd	0	Adult	Male	BHFS
AA		Jerry Tice	0	Adult	Male	BHFS
A	1st	Ricky Dove	1040	Adult	Male	BHFS
A	2nd	Jeff Hale	1015	Adult	Male	BHFS
A	3rd	James Brugh	1007	Adult	Male	BHFS
A		Donald Maricle	1004	Adult	Male	BHFS
A		John B. Stewart	982	Adult	Male	BHFS
A		James Mauk	966	Adult	Male	BHFS
A		John Manning	475	Adult	Male	BHFS
A		Lawrence Rucker	0	Adult	Male	BHFS
B	1st	Scotty Gerbich	989	Adult	Male	BHFS
B	2nd	Timmy Shelton	982	Adult	Male	BHFS
B	3rd	Brad Leininger	908	Adult	Male	BHFS
A	SC	Christopher Shelton	990	Cub	Male	BYFS
A	SC	Eric Rinehart	963	Cub	Male	FS-L
A	SC	Douglas Leininger	876	Cub	Male	BHFS-L
A	SC	Beth Pecora	998	Cub	Female	BHFS-L
		Justin Brown	807	Cub	Male	BHFS
A	SC	Nick Willard	999	Young Adult	Male	BHFS
AA	SC	Bobby Lowe	999	Young Adult	Male	FS
A	SC	Denya Pecora	1009	Young Adult	Female	FS
A	2nd	Traci Manning	1008	Young Adult	Female	FS
AA	SC	Steven Lowe, Jr.	1054	Youth	Male	FS
B	1st	Daniel Leininger	869	Youth	Male	BHFS-L

Banquet

(Continued from page 6)

The deadline for receipt of all weight and rack entries is February 29, 1996.

In addition to the awards, the banquet will feature a display of animals, door prizes, raffle prizes and a prominent guest speaker who has been invited but not yet accepted.

The cost of the event is not yet finalized, but is expected to be the same as last year - \$20 per person or \$35 for a couple. Included is the meal and set-ups for drinks. Attendees provide their own bottle. Tickets will go on sale in January.

"We hope to receive several entries in each award category," Seltzer said. "I know there were larger animals harvested last year than our winning entries. This year we hope our members will take advantage of the opportunity and submit their potential winners as soon as they are harvested."

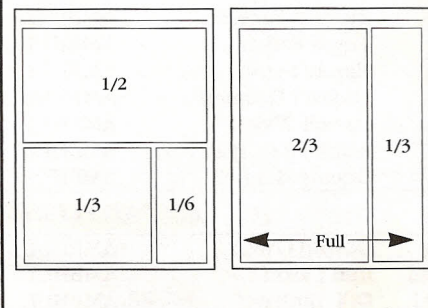
Questions about the banquet can be referred to Dave Burpee, Belvoir Bowhunters, at 703-913-0508.

flight

Advertising Rates for Flight

- 1/6 page • 2 3/4" x 5" • \$20
- 1/3 page • 5" x 5" • \$35
- 1/2 page • 7 1/2" x 5" • \$60
- 2/3 page • 5" x 10" • \$70
- Full page • 7 1/2" x 10" • \$100

(Price is based on camera-ready art.)



1995 VBA State 3-D Tournament

Hosted by Augusta Archers

Place	Name	Class	Score	Score	Total
SC	Cay McManus	AFBHUL	225	240	465
2nd	Robin Vogel	AFBHUL	228	226	454
3rd	Susan McGuffin	AFBHUL	196	224	420
	Nina Nowlin	AFBHUL	210	209	419
	Mildred Back	AFBHUL	149	161	310
	Sherry Thompson	AFBHUL	143	154	297
SC	Kathy Risner	AFFSUL	214	240	454
2nd	Tammy Swingle	AFFSUL	220	234	454
3rd	Rachel Lipscomb	AFFSUL	220	229	449
	Barbara Seale	AFFSUL	224	223	447
	Suzannah Vess	AFFSUL	207	217	424
	Sandra Blue	AFFSUL	186	224	410
SC	Barbara Howard	AFTRAD	168	188	356
SC	Howard Faris	AMBBBH	224	234	458
2nd	John Mason	AMBBBH	205	223	428
3rd	Joe McManus	AMBBBH	196	216	412
	Perry Smelser	AMBBBH	206	203	409
	Ike Craft	AMBBBH	186	212	398
	Carroll Willard	AMBBBH	186	202	388

CHAMPIONSHIP FLIGHT

SC	Roy Haun	AMBHL	224	221	445
2nd	Roger Almond	AMBHL	197	221	418
3rd	John Back, Jr.	AMBHL	203	209	412
	Buddy Altizer	AMBHL	209	203	412
	Wayne Helmick	AMBHL	185	220	405

CHAMPIONSHIP FLIGHT

SC	Kevin Gregory	AMBHUL	237	246	483
2nd	Tim McMillin	AMBHUL	236	246	482
3rd	Thomas Lewis	AMBHUL	237	242	479
	Jerry Tice	AMBHUL	236	242	478
	Ronnie Layman	AMBHUL	242	235	477
	Bradley Taylor	AMBHUL	240	233	473
	Jeff Hale	AMBHUL	237	235	472
	Mike Rudacille	AMBHUL	227	244	471
	Frank Farley, Jr.	AMBHUL	238	232	470
	Clarence Bibbee	AMBHUL	235	235	470
	Wes Stigall	AMBHUL	226	234	460
	John Boger	AMBHUL	228	227	455
	Donald Minnick	AMBHUL	226	227	453
	Brian Cecil	AMBHUL	225	227	452
	Larry Mitchell	AMBHUL	228	INC	228

FIRST FLIGHT

1st	Jeff Ambler	AMBHUL	221	242	463
2nd	J. N. Riddel	AMBHUL	224	233	457
3rd	Mitchell Carpenter	AMBHUL	221	228	449
	Billy Burkholder	AMBHUL	219	227	446
	Bill Hoffman	AMBHUL	219	218	437
	Bob Showers	AMBHUL	203	230	433
	Alan Buckner	AMBHUL	208	224	432
	Richard Parker	AMBHUL	214	217	431
	Travis Parker	AMBHUL	208	212	420
	Harold Snow	AMBHUL	209	207	416
	Michael Daumen	AMBHUL	204	206	410
	Darrell Wyant	AMBHUL	222	INC	222
	Frank McGurgan	AMBHUL	216	INC	216
	Dennis Mitchell	AMBHUL	207	INC	207

SECOND FLIGHT

1st	Donald Owen	AMBHUL	200	219	419
2nd	Ken Cason	AMBHUL	200	212	412
3rd	D. J. Butler	AMBHUL	195	203	398

	Danny Marshall	AMBHUL	199	196	395
	Michael Jarrells	AMBHUL	191	190	381
	Robert McGuffin	AMBHUL	168	210	378
	John Cash	AMBHUL	195	173	368
	Mike Chittum	AMBHUL	170	152	322
	Jesse Bowers	AMBHUL	179	103	282
	Chris Leach	AMBHUL	111	134	245
	Wayne Seale	AMBHUL	133	INC	133
	Tres Jones	AMBHUL	123	INC	123
	Robert Bush	AMBHUL	INC		
SC	Noah Painter	AMFSL	222	234	456
2nd	Bruce Biscoe	AMFSL	211	229	440
3rd	Dave Harrison	AMFSL	210	219	429
	Bob Campbell	AMFSL	212	208	420
	Ronnie Hunt	AMFSL	206	212	418

CHAMPIONSHIP FLIGHT

SC	Ron Neville	AMFSUL	240	248	488
2nd	Charlie Miller	AMFSUL	244	242	486
3rd	Kim Nail	AMFSUL	239	246	485
	Danny Alger	AMFSUL	248	237	485
	Jeff Oberle	AMFSUL	246	234	480
	Dwayne Risner	AMFSUL	246	233	479
	Jeff Myers	AMFSUL	233	246	479
	Scott Branson	AMFSUL	239	237	476
	Mark White	AMFSUL	234	242	476
	Richard Bell	AMFSUL	236	236	472
	Larry Hypes	AMFSUL	234	233	467
	Phillip Painter	AMFSUL	235	220	455
	Roger Wheaton	AMFSUL	233	INC	233
	Bruce Richter	AMFSUL	233	INC	233

FIRST FLIGHT

1st	Jeff Moyers	AMFSUL	225	243	468
2nd	Robert Wheelcer	AMFSUL	229	234	463
3rd	Tim Witt	AMFSUL	222	240	462
	Bobby Utt	AMFSUL	228	233	461
	Will Holt	AMFSUL	224	236	460
	Frank Mika	AMFSUL	223	234	457
	David Crouse	AMFSUL	222	233	455
	Andrew Dobranski	AMFSUL	220	234	454
	Mike Roy	AMFSUL	229	223	452
	Steve Propst	AMFSUL	223	229	452
	Bradley Rhodes	AMFSUL	226	223	449
	Tommy Tanner	AMFSUL	221	227	448
	Dale Rucker	AMFSUL	220	222	442
	Anthony Lipscomb	AMFSUL	219	223	442
	Jerry Rowen	AMFSUL	219	217	436
	Dave Lambert	AMFSUL	220	213	433
	Lyle Vines	AMFSUL	219	198	417

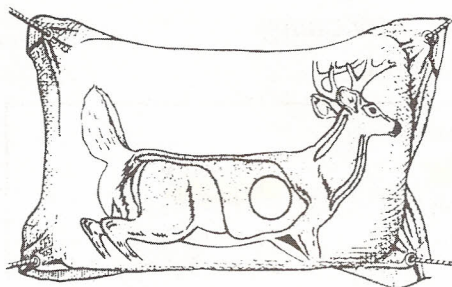
SECOND FLIGHT

1st	John Armstrong	AMFSUL	218	238	456
2nd	Jeff Bower	AMFSUL	218	233	451
3rd	Benny Rankin	AMFSUL	213	233	446
	Shannon Winton	AMFSUL	218	228	446
	Terry Dorman	AMFSUL	218	226	444
	Mark Vitko	AMFSUL	211	230	441
	Greg Knight	AMFSUL	217	217	434
	William Blue	AMFSUL	206	222	428
	Richard Schmidt	AMFSUL	202	220	422
	Sam Reed	AMFSUL	166	194	360

Tips from "The Old Bowhunter": How to Practice

- Any target, straw, or fabric or sand, sawdust or styrofoam which will stop yet protect broadheads is fine. Fine grain sand bank is ideal as it stops broadheads well, and an outline of game animal can be drawn on it for a target.
- Place target in wooded area where possible.
- Use the same arrows and broadheads with which you intend to hunt if target is suitable. Otherwise, use comparable weight blunts or field points.
- Always use an unmarked outline of a deer as your target. Very lightly sketch in the lung and heart area.
- Shoot for one spot on the deer, not at a deer.
- Once you can hit the target at 30 yards and less, make it a rule not to take more than one practice shot from one spot. It is the first shot that counts. You probably won't get the second.
- Shoot from behind trees and shrubs, down on one knee and both knees, with bow canted left and right, and standing on your tiptoes to shoot over a limb.
- Wear the clothes and equipment you'll be hunting in when you practice.

- Set up a tree stand and using a shooting-safety line, shoot in every possible direction and at every possible angle. Mark the distances from the tree stand to your target if this is your normal practice.
- Set up a target near a low building and shoot at it from different places on the roof.



- Practice year-round, if you can, by bowfishing, varmint hunting, and stump shooting.
- Practice in the early morning and late evening light and in all weather conditions.
- Set up an action archery course using plastic jugs and rubber blunts. This is easily done in a limited space and gives a variety of shots.
- If you use a sight, zero it in at a given distance (I use 20 yards). When you get good, you can figure how much lower or higher you hold that same sight to shoot at 12 yards or at 30 yards. ↗

This information provided by the National Bowhunter Education Foundation.

20-Pin Winners

June 2, 1995 – September 12, 1995

FIELD

Shirley Jordan, Clarksville
Jerry L. Jordan, Clarksville
Denya Rose Pecora - Hume
Christopher Williamson - Clarksville
Jamie S. Vargo - Clarksville

HUNTER

Denya Rose Pecora - Hume
Danny Trent - Roanoke
Shirley Jordan - Clarksville
Christopher Williamson - Clarksville
Jamie S. Vargo - Clarksville
Irene Stocksdale - Dale City

1995 VBA State 3-D Tournament (Continued)

Place	Name	Class	Score	Score	Total
	Tom Sanford	AMFSUL	172	168	340
	Bret Ragland	AMFSUL	218	INC	218
	Burton Smeltzer	AMFSUL	199	INC	199
	Rick Kelley	AMFSUL	INC		
	Joe Herbert	AMFSUL	INC		
	Mike Gilmer	AMFSUL	INC		
SC	Paul Vogel	AMTRAD	236	228	464
2nd	Tony Hall	AMTRAD	190	221	411
3rd	Judson Howard	AMTRAD	200	202	402
	William Howard	AMTRAD	199	200	399
	Scott Callison	AMTRAD	192	187	379
	Sam Leonard	AMTRAD	170	193	363
	Robert Altizer	AMTRAD	155	176	331
	Doyle Ritchie	AMTRAD	INC		
SC	David Blue	C	207	205	412
2nd	Jason Corbett	C	192	201	393

Place	Name	Class	Score	Score	Total
3rd	Jacob Leonard	C	189	177	366
	Jason Boger	C	173	145	318
SC	Kristina Marcum	C	209	237	446
SC	Aaron McMillin	Y	244	248	492
2nd	Michael Howard	Y	242	239	481
3rd	Steven Hale	Y	223	235	458
	Kenny Hale	Y	214	226	440
	Bill Blue, Jr.	Y	199	223	422
	Billy Snyder	Y	170	197	367
	Justin Campbell	Y	153	154	307
SC	Jessica Callison	YAFBHUL	218	226	444
SC	Roger Hazelwood	YAMBHUL	217	205	422
2nd	H. Crickenberger	YAMBHUL	193	216	409
3rd	Nick Willard	YAMBHUL	163	232	395
SC	Denver Nail	YAMFSUL	231	246	477
2nd	Ben Holt	YAMFSUL	196	209	405



Kingsboro Bowmen Host State Indoor Championship



at

**Tidewater Community College,
Frederick Campus, Suffolk, Va.
March 9 & 10, 1996**

Kingsboro Welcomes You Friday Night

Refreshments—7-9 p.m.
at Tidewater Community College
Improved Lighting

ROUNDS

Saturday

1st 9 a.m.-12 noon
2nd 12 noon-3 p.m.
3rd 3 p.m.-6 p.m.

Sunday

8 a.m.-11 a.m.
11 a.m.-2 p.m.
2 p.m.-5 p.m.

Please Note: 3 Rounds Shooting will be on one side only.
Practice will be available on other side!

Registration

1. By Mail: Must be postmarked by March 2, 1996
2. Friday (March 8) 7 p.m.-9:30 p.m.
3. Saturday (March 9) (1 hour only) 7 a.m.-8 a.m.

Registration Fees

\$15.00 Each
\$30.00 Family

Area Motels

Suffolk Holiday Inn
Portsmouth/Portside
Holiday Inn
Churchland Econo Travel
Churchland Hampton Inn
Churchland Super 8 Motel

Phone

1-800-934-2311
1-804-393-2573
At Portsmouth Holiday Inn, ask for VBA special rates.
1-804-484-6143
1-804-484-5800
1-804-686-8888

Approx. Distance to Shoot

20 Miles
10 Miles
3 Miles
3 Miles
3 Miles

Camping available at:

Northwest River Park, Chesapeake, VA 23322

Phone: 1-804-421-7151

State Indoor Pre-Registration

Single \$15.00 ☐ Family \$30.00 ☐ Unlimited-Release ☐ Yes ☐ No

Name: _____

Adult Young Adult Youth Cub

Address: _____

Birthdate if Young Adult, Youth or Cub

Club: _____

Month Day Year

VBA No. _____

Round Preference: _____

Soc. Sec. No. _____

Send Pre-Registration form to:

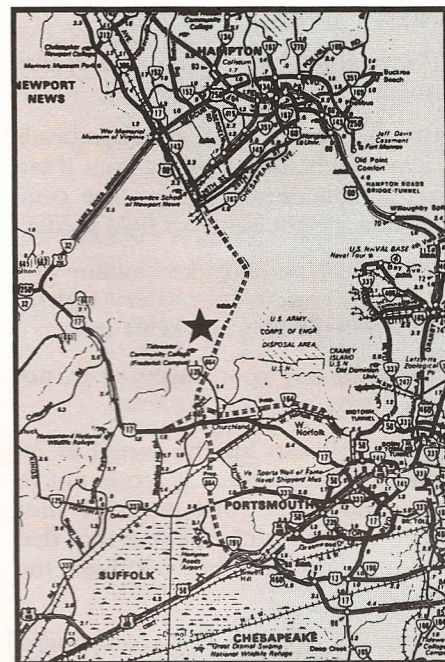
Division - Circle One

FS FSL BH BB BHFS BHFSL

Limited-Finger Shooter ☐ Yes ☐ No

Male ☐ Female ☐

Ed Bickham
6353 Godwin Blvd.
Suffolk, VA 23432



Things to See and Do!

- ★ Williamsburg Pottery—
A shopper's dream come true!
Williamsburg, Virginia, approximately 50 miles.
- ★ Colonial Williamsburg
- ★ Yorktown
- ★ Jamestown
- ★ Virginia Marine Science Museum
Virginia Beach, Virginia
- ★ Portsmouth Naval Shipyard Museum
Portsmouth, Virginia
- ★ The Chrysler Museum
Norfolk, Virginia
- ★ The Waterside - Food, fun, shopping market-
place available by pedestrian ferry from
Portsmouth waterfront.

More information on places to go, stay, dine
and just plain have fun will be available at the
registration table.

Things to do for the entire family.

See you soon!!

For further information contact:

Ed Bickham
6353 Godwin Blvd.
Suffolk, VA 23432
804-255-2294

Applications for Bill Bennett Big Game Award

Virginia Bowhunters Association, Inc.

Date _____ 19 _____

I, _____, _____
(please print name as it appears on VBA membership card) (street address)
_____, hereby certify that I killed a
(city, state and zip code)
_____, which is described below, and that I was a member of Virginia
Bowhunters Association, Inc. in good standing at that time. A description of my game and equipment appears below.

Signed _____

VBA Club Affiliation: _____

Location of kill: _____
(town) (county) (state)

Species of game taken: _____ Date of kill _____

Big Game tag number: _____. To be a legal kill, all game must be checked through a registered checking station.

Time of day: _____ a.m./p.m. Distance of shot: _____ yards.

Distance game traveled after being hit: _____ Number of hits: _____

Location of hits on body: _____

Shooting position: _____ Sitting/standing/kneeling.

Hunting method: Treestand _____ Ground blind _____ Stalking _____ Other _____

Sex of game: _____ Number of points, if buck: _____ Spread of antlers: _____ inches.

Field dressed weight of game: _____ lbs. Draw weight of bow: _____ lbs.

Type of bow: Compound _____ Recurve _____ Longbow _____ Other _____

Brand name and number of blades of broadhead: _____

Is this your first bow kill in Virginia? _____

How many Big Game Awards have you received? _____ If any, please check the following in the proper space and give year of kill.

Plaque: _____ Subsequent awards: _____ 1, _____ 2, _____ 3, _____ 4, _____ 5, _____ 6,
_____ 7, _____ 8, _____ 9, _____ 10, _____ 11, _____ 12, _____ 13, _____ 14.Signature of witness: _____
(person who saw game after it was killed)

The statistics requested on this application are important to VBA and the Virginia Game Commission.


This application must be returned within 90 days of kill to VBA Corresponding Secretary Ann R. Boyd, 154 Wilkins Drive, Winchester, VA 22602.

Note to applicant: If possible, please include a picture of yourself with game, giving name and description of game on back of picture for identification. The picture will be placed in the VBA Big Game Album.

VIRGINIA BOWHUNTERS ASSOCIATION, INC.

Ann R. Boyd, Corresponding Secretary
154 Wilkins Drive
Winchester, VA 22602

Bulk Rate
U.S. Postage
PAID
Permit No. 21
Bridgewater, VA
22812



Wally Whitetail says:

*Have
a safe and
successful
hunting season, and
remember to send
those pictures!*